

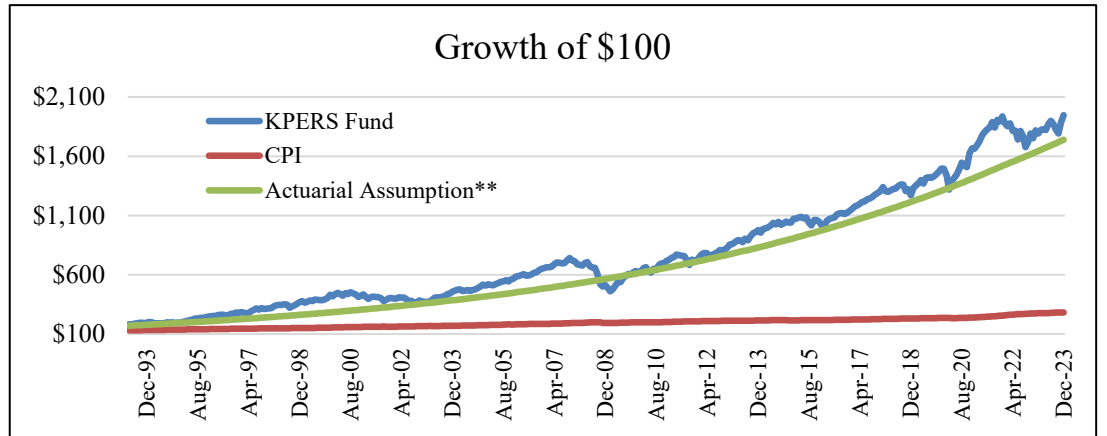
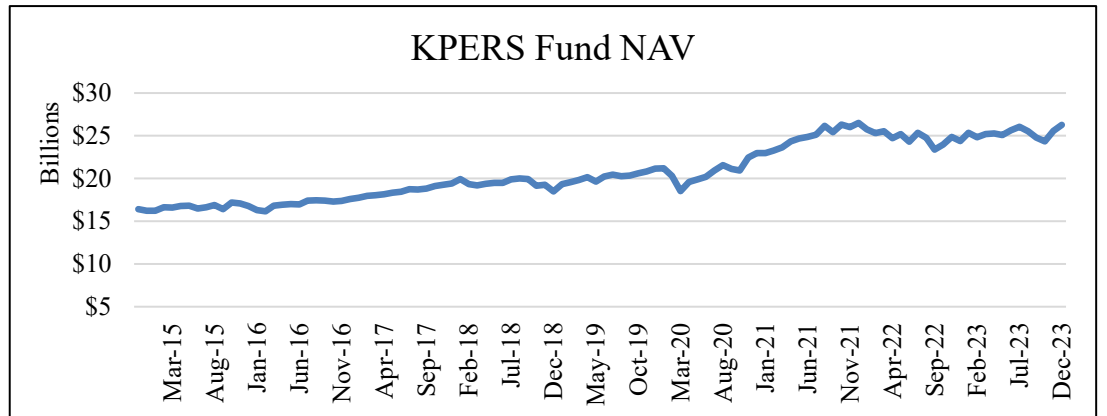
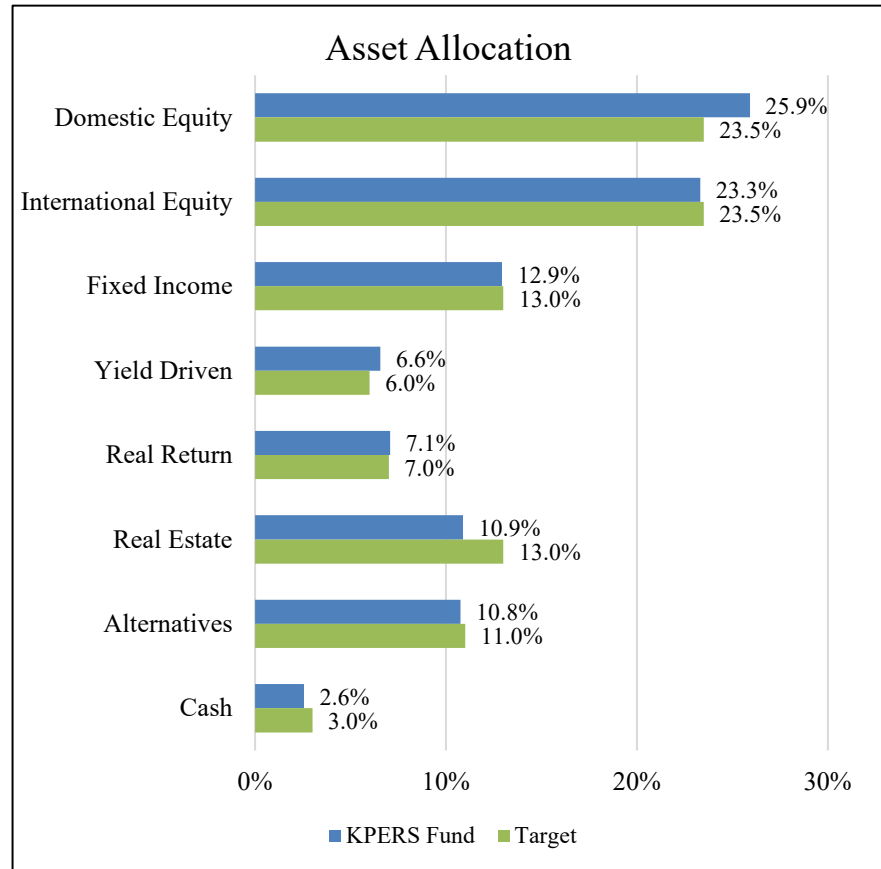


KANSAS PUBLIC EMPLOYEES RETIREMENT SYSTEM

INVESTMENT PERFORMANCE REPORT

December 31, 2023

December 31, 2023									
Time Weighted Total Return*	Net Asset Value (Millions)	Latest Quarter	Fiscal YTD	Calendar YTD	Latest 1 Year	Latest 3 Years	Latest 5 Years	Latest 10 Years	Latest 25 Years
Total Portfolio	\$26,262.7	6.7%	4.0%	11.0%	11.0%	5.3%	8.9%	7.2%	6.9%
Policy Index		8.1%	5.1%	12.9%	12.9%	4.2%	8.3%	6.6%	6.5%
<i>Excess Return</i>		-1.4%	-1.1%	-1.9%	-1.9%	1.1%	0.6%	0.6%	0.4%



* Returns for time periods less than one year are not annualized.

** Actuarial assumption was 8% from 1986 through 2016; 7.75% from 2017 through 2021; 7.00% currently.