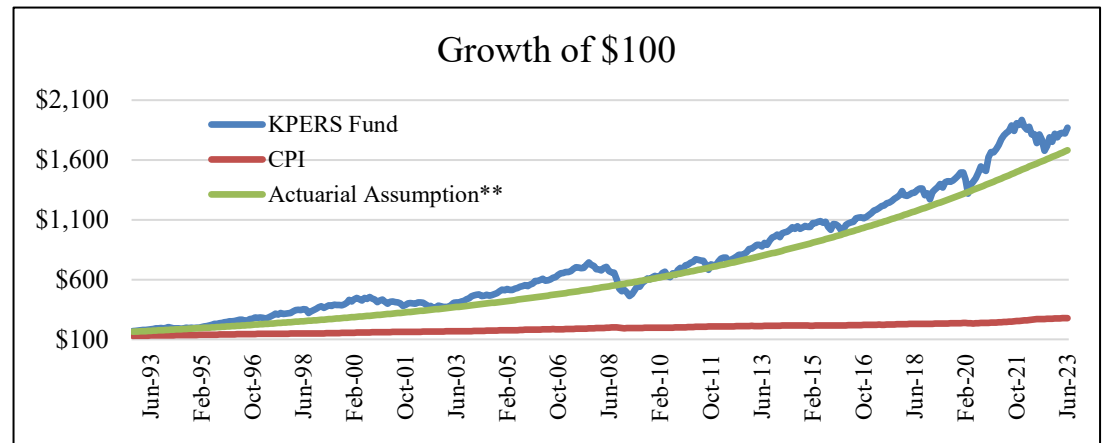
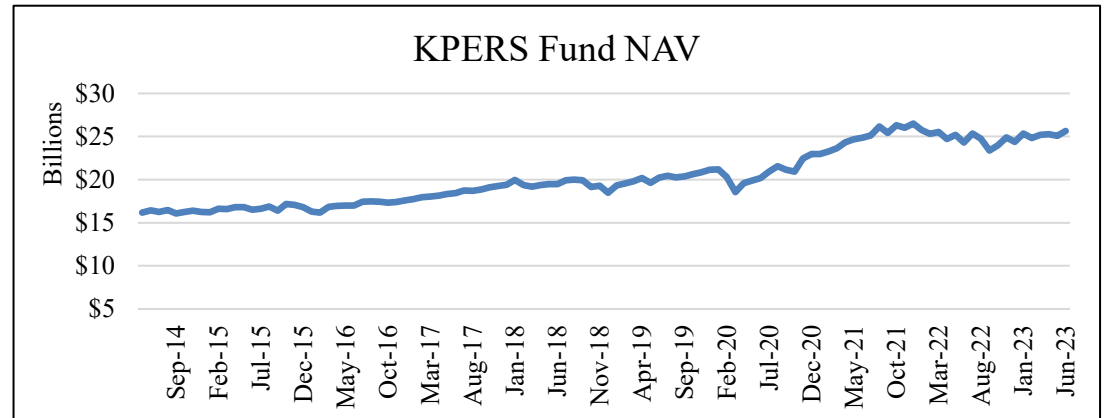
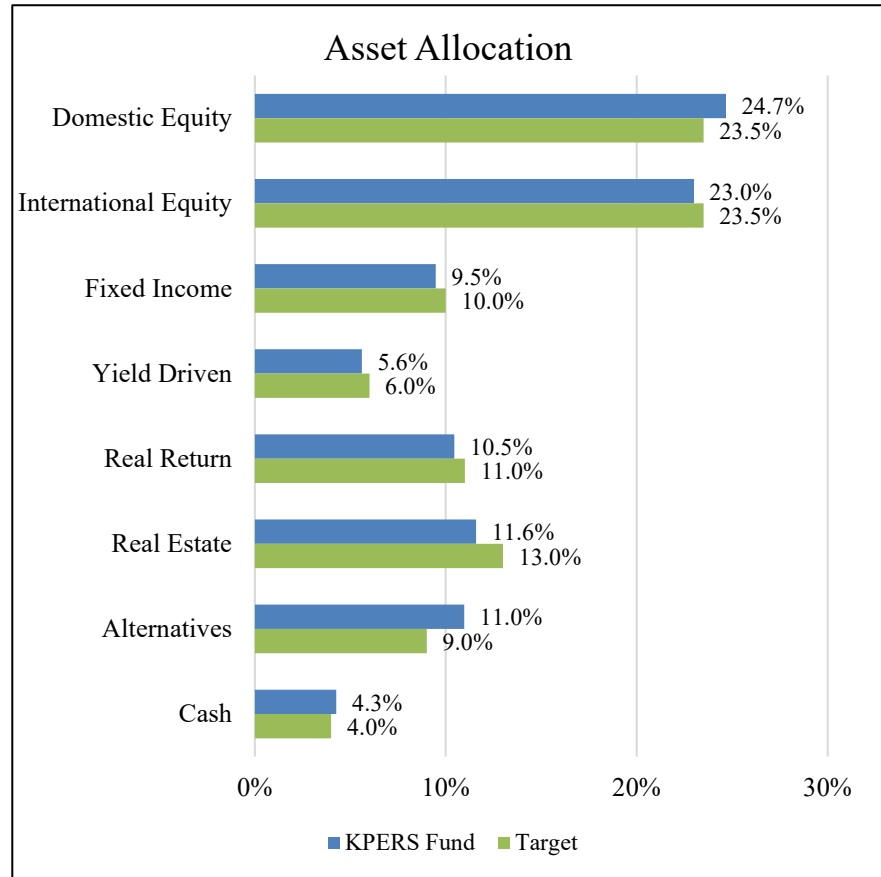




KANSAS PUBLIC EMPLOYEES RETIREMENT SYSTEM INVESTMENT PERFORMANCE REPORT June 30, 2023

June 30, 2023									
Time Weighted Total Return*	Net Asset Value (Millions)	Latest Quarter	Fiscal YTD	Calendar YTD	Latest 1 Year	Latest 3 Years	Latest 5 Years	Latest 10 Years	Latest 25 Years
Total Portfolio	\$25,649.9	2.7%	7.4%	6.7%	7.4%	9.0%	7.1%	7.9%	6.9%
Policy Index		2.8%	8.4%	7.5%	8.4%	7.4%	6.2%	7.2%	6.6%
<i>Excess Return</i>		-0.1%	-1.0%	-0.8%	-1.0%	1.6%	0.9%	0.7%	0.3%



* Returns for time periods less than one year are not annualized.

** Actuarial assumption was 8% from 1986 through 2016; 7.75% from 2017 through 2021; 7.00% currently.