

KPERS 1
KPERS 2
Correctional KPERS 1
Correctional KPERS 2



Membership Guide

Kansas Public Employees Retirement System



Welcome to the Retirement System

Welcome to the Kansas Public Employees Retirement System. We're glad you are here! This membership guide will help you get to know the Retirement System. It outlines your current benefits as an active member and shows you what is in store when you are ready to retire. The guide can be a reference tool when you have KPERS questions. In the interest of simplicity, certain generalizations have been made in this guide. Kansas law and the rules adopted by the Board of Trustees will control specific situations.

We're Here for You

We're here to answer your questions and help in any way we can. You can count on KPERS to be a trusted partner in your financial future.

Our "InfoLine" is a toll-free customer service call center dedicated to helping you and processing your KPERS-related business. The InfoLine is open 8 a.m. to 4 p.m. The easiest time to reach our office is in the afternoon, Tuesday, Wednesday and Thursday. Your questions, comments and suggestions are always welcome, so don't hesitate to call.

If you need one-on-one help or just prefer to visit with someone in person, please call to arrange an appointment first so that we can assist you more effectively when you arrive. Our offices are open Monday through Friday from 8 a.m. to 5 p.m. and we are located in downtown Topeka. Visit our website for driving directions and parking locations.

Website: kpers.org

Toll-free: 1-888-275-5737

In Topeka: 785-296-6166

Email: kpers@kpers.org

Mail: 611 S. Kansas Ave., Suite 100
Topeka, KS 66603-3869

Access Your KPERS Account Online

You can keep track of your membership information and plan for retirement with access to your personal account information online.



- Download your annual statements
- Create personalized benefit estimates
- Review your beneficiaries

Login through
kpers.org.

Table of Contents

What Is KPERS?	6
How We Are Organized	6
What Are Your Benefits?	7
Membership	7
Are You a KPERS 1, KPERS 2 or KPERS 3 Member?	7
Your Contributions and Interest	8
Someone at Your Employer to Help You	8
Annual Statements	8
Guaranteeing Your Benefit (Vesting).....	9
What Is Service Credit?	9
Increasing Your Retirement Benefit (Purchasing Service Credit)	10
Long-Term Disability Benefits	12
Active Member Death Benefits	14
Surviving Spouse Benefit Option	15
Naming Your Beneficiary	16
Military Service and Your Benefits.....	18
Leaving Employment Before Retiring	19
Divorce and Your Benefits	20
You'll Need More Than Just Your Pension.....	21
When Can You Retire?	22
Correctional KPERS Members	23
Calculating Your Retirement Benefit	25
Retiree Cost-of-Living Adjustments (COLAs).....	26
The Retirement Process.....	27
Retirement Benefit Payment Options	28
State and Federal Taxes	30
Retiree Death Benefit.....	31
Working After You Retire	32
Frequently Asked Questions	33

What Is KPERS?

The Kansas Public Employees Retirement System (KPERS) is an umbrella organization that provides three statewide defined-benefit retirement systems for state and local public employees:

- **Kansas Public Employees Retirement System (KPERS)**
- Kansas Police and Firemen's Retirement System (KP&F)
- Kansas Retirement System for Judges (Judges)

Our membership totals over 300,000 and includes active, inactive and retired members. We also manage around \$19 billion in assets for them. These members represent about 1,500 state and local employers.

You are part of the Kansas Public Employees Retirement System plan. KPERS accounts for approximately 145,000 of our active members, representing about 1,400 state and local employers.

Along with the defined benefit plan, KPERS also oversees KPERS 457, a voluntary 457(b) deferred compensation plan for State of Kansas employees. In addition, more than 300 local public employers also participate and offer this savings option for employees.

Who Are KPERS Employers?

- State of Kansas
- All Kansas school districts
- All Kansas counties and most municipalities
- Other local government authorities and districts

When joining us, employers become known as "participating" or "affiliated" employers. Employees become "active" members. When employees leave their employer, but keep their contributions with KPERS, they become "inactive" members.

How We Are Organized

The Kansas Legislature created KPERS in 1962 by passing a set of laws known as the "Retirement Act." The Retirement Act defines your benefits and only the Legislature can make changes by amending the statutes.

The Retirement Act establishes a Board of Trustees that directs and oversees the Retirement System. The Board of Trustees has nine members: four appointed by the Governor, one appointed by the President of the Senate, one appointed by the Speaker of the House, two elected by members, and one is the elected State Treasurer. The Board hires an executive director who manages a staff to carry out day-to-day operations. The Board also hires an actuary, investment managers to invest System assets and an investment consultant to assist with investment manager performance reviews.

For the Board and staff, the fiduciary standard is our driving force. That means we put the interest of our members first. It is the highest standard of care and accountability. A fiduciary relationship is highlighted by good faith, loyalty and trust.

The Retirement System serves members as a fiduciary by holding assets in trust for them, growing those assets and delivering promised benefits when the time comes.

What Are Your Benefits?

Throughout your career, you contribute part of your salary to the Retirement System. Your employer also contributes to help fund the System. The Retirement System then invests these funds and, when you retire, pays you a dependable monthly benefit for the rest of your life. The Retirement System also provides a \$4,000 death benefit for retirees.

As an active member, you have basic life insurance and disability benefits. Your employer pays for these benefits. You can also purchase optional life insurance for you, your spouse and children if your employer offers it.

Membership

Kansas law requires that all employees in “covered positions” with participating employers must become members. A covered position for **non-school employees** is one that is covered by Social Security, is not seasonal or temporary, and requires at least 1,000 hours of work per year. The requirements for **school employees** differ only in the required hours: 630 hours per year or 3.5 hours per day for at least 180 days, including those who are working for more than one school employer. Employees become members on their first day of employment in a KPERS-covered position.

Elected officials may choose whether or not to become a member of KPERS. If this applies to you, see your employer for more information.

Are You a KPERS 1, KPERS 2 or KPERS 3 Member?

KPERS has three benefit structures. The details of your benefits depend on whether you are a KPERS 1, KPERS 2 or KPERS 3 member. KPERS 3 members participate in a cash balance plan, and are not covered in this guide. See your employer if you have questions about your membership.

KPERS 1 members include:

- Active members hired before July 1, 2009, who were:
 - Contributing members on July 1, 2009.
 - On military leave and return to work.
 - On a leave of absence and return to work.
- Active Board of Regents members who have KPERS service and had no break in service.
- Employees who were in their “year of service” between July 1, 2008, and June 30, 2009, and were still employed on July 1, 2009.
- Inactive, **vested** members with 9.5 years of service on July 1, 2009.
- Members who are inactive because they moved to a non-covered position with the same employer with no break in service (within three days).

KPERS 2 members include:

- Those first employed in a covered position July 1, 2009 through December 31, 2014.
- Members who left employment before vesting in KPERS 1, and returned to employment July 1, 2009 through December 31, 2014.
- Former members who withdrew their account and began a new membership July 1, 2009 through December 31, 2014.

KPERS 3 members include:

- All members (except correctional) first employed in a covered position on or after January 1, 2015.
- KPERS 1 or KPERS 2 members who left employment before vesting, and return to employment on or after January 1, 2015.
- Former members who withdrew their account and begin a new membership on or after January 1, 2015.

Your Contributions and Interest

As an active KPERS 1 or KPERS 2 member, you contribute 6% of your gross earnings each pay period.

Contributions are made on a pre-tax basis and deferred from federal income taxes until you either withdraw or retire. You do need to add the contributions back into your gross income for state income tax purposes when you file your Kansas state income taxes each year. Please see the section on "State and Federal Taxes" for details.

Your contributions are credited with interest annually on June 30, based on the balance in your account on December 31 of the year before (i.e., interest credited on June 30, 2017, is based on your account balance as of December 31, 2016).

If you became a member:

- *Before July 1, 1993*, your contributions earn 7.75% interest.
- *On or after July 1, 1993*, your contributions earn 4% interest.

Kansas law does not allow you to borrow from your contributions.

The amount of your contributions and interest have no bearing on your retirement benefits. These benefits are determined by your final average salary and years of service. Your account balance is important only if you withdraw or die before retirement. Employer contributions are not credited to your account and stay with the Retirement System if you end employment and withdraw.

Your final average salary and years of service determine your retirement income, not how much you contribute.

Someone at Your Employer to Help You

Your employer has appointed a **designated agent** to handle Retirement System transactions. Your designated agent works for the same employer you do. This person is your local connection for Retirement System information. He or she will have all necessary forms and publications and can answer most of your questions about the Retirement System. Check with your personnel office if you don't know who your designated agent is.

Annual Statements

Each spring, you receive a KPERS annual statement. Your annual statement shows your contributions and earned interest, years of service, current final average salary and beneficiary information. If you are vested with at least five years of service credit, you will also have retirement benefit estimates. Your annual statement is a tool to help you plan for your future, and we encourage you to review it carefully. Check that your beneficiary is current and be sure your personal information is correct.

Guaranteeing Your Benefit (Vesting)

When you are “vested,” it means you have earned enough service credit to **guarantee** a retirement benefit, even if you leave covered employment. All active members vest their benefit with five years of service credit. If you leave employment once vested, simply keep your contributions with the Retirement System and you are guaranteed retirement benefits when you become eligible. If you have participated in any of the other plans the Retirement System administers, you may be able to combine years of service credit toward your vesting requirements.

What Is Service Credit?

Service credit is an important factor used to calculate your retirement benefit. You automatically earn service credit for the years you work in a covered position. Kansas law governs other types of service that can be purchased or granted to count toward retirement.

If you have participated in more than one of the retirement plans administered by the Retirement System, you may be able to combine service credit to become eligible for retirement benefits.

Granted Service Credit

Participating Service is any service after your membership date. You will automatically receive this type of service credit while you work in a covered position and make contributions to the Retirement System. In addition, this type of service will be credited during any period of approved disability if you qualify for disability benefits. If you are a KPERS member working for a participating employer, you cannot receive service credit for any period of service during which you also participate in the Kansas Police & Firemen’s Retirement System, the Retirement System for Judges or the Board of Regents retirement plan.

Prior Service is the time you worked for your employer before your employer joined KPERS. You will automatically receive prior service credit for past *unbroken* service with that employer if your employer affiliated for prior service. Your employer pays for the cost of this service. Prior service has a smaller value than participating service when calculating your retirement benefit.

Broken periods of prior service with your employer will be granted when you have 38 quarters of service or retire at age 65. You may also receive prior service credit if you worked for other participating employers before they joined KPERS. This service must be verified by your previous employer, and the employer must affiliate for prior service.

Military Service: In certain circumstances, Kansas law allows the Retirement System to grant service credit for active military service at no cost to you if the military service interrupts your public service. Service credit may be granted if you are employed in a covered position immediately before activation and you return to covered employment with any participating employer within one year of discharge (or two years, if disabled in the line of duty). You must be off your employer’s payroll during this time to receive granted service credit. When you return to work in a covered position, your employer notifies KPERS. You will need to provide a copy of your military discharge papers (DD214) showing the period of military duty. Granted military service is limited to five years. You can purchase up to six years of military service regardless of how many years are granted.

Increasing Your Retirement Benefit (Purchasing Service Credit)

You may be able to increase your retirement benefit and possibly retire earlier by purchasing service credit for your past public service. Only active, contributing members may purchase service credit, and all payments must be received on or before your last day on your employer's payroll.

Cost

Purchase costs are based on your age, salary and membership. As a general rule, it is usually best to buy service early in your career.

- KPERS 1** If you are under age 45, a year of service will generally cost about 6% of your current salary (or current final average salary, if higher). Each year after age 45, the actuarial cost increases significantly. Purchased service is credited at 1.75%.
- KPERS 2** If you are under age 37, a year of service will generally cost about 6% of your current salary (or current final average salary, if higher). Each year after age 37, the actuarial cost increases significantly.

Benefit of Purchasing Service Credit				
	KPERS 1 (1.75% multiplier)		KPERS 2 (1.85% multiplier)	
Your final average salary	For each additional year of service, your benefit increases by ...			
\$30,000	\$43.75 per month	\$525 per year	\$46.75 per month	\$555 per year
\$50,000	\$73 per month	\$875 per year	\$77 per month	\$925 per year
\$70,000	\$102 per month	\$1,225 per year	\$108 per month	\$1,295 per year

Types of Service You Can Purchase

The following types of service credit can be purchased by payroll deduction, a direct rollover or a lump-sum payment.

- “Year of Service” or partial year of service (First year worked to become eligible for membership. Only for non-school members who worked in a covered position before July 1, 2009.)
- Forfeited KPERS service (all available forfeited service must be purchased together)
- Military (Members can purchase year for year of **active** military service and one quarter of service credit for each year of **reserve** service.) See section on “Military Service and Your Benefits.”
- Elected official service
- Out-of-state teaching
- In-state or out-of-state non-federal public service
- Forfeited Kansas Board of Regents Retirement Plan service
- Waiting period for Regents plan eligibility
- VISTA and Peace Corps

The following types of service credit may be purchased in a **lump sum** only.

- Forfeited Kansas School Retirement System (KSRS)
- “Buy-up” public service (raises the rate of certain previously-purchased service from 1% to 1.75% in the retirement calculation). Special guidelines apply based on when the service was originally purchased.

Payment Options

Generally, service can be purchased with:

- Pre-tax payroll reduction over a period of time.
- Rollover or trustee-to-trustee transfer from another retirement plan. Eligible plans include a governmental 457(b) plan such as KPERS 457, the State's deferred compensation plan, a 403(b) annuity, or an individual retirement account (IRA).
- Lump sum (personal check, money order or Discover Card).

KPERS 1 Members Can Purchase "Year of Service"

Until July 1, 2009, non-school employees worked for one year in a covered position before becoming members. Employees hired between July 1, 2008, and June 30, 2009, have a partial year of service. KPERS 1 members can purchase service credit for this time worked.

The Purchase Process

1. Contact your employer to see if your past service is eligible.
2. If your service is eligible, complete an Application to Purchase Service Credit (KPERS-67) form.
3. Your employer completes the employer part of the form and sends it to the Retirement System.
4. The Retirement System calculates your purchase cost and sends a letter to you through your employer. At this point, you should weigh the cost and benefit before deciding to continue with the purchase.
5. To complete the purchase, you sign the necessary paperwork, arrange for payment and return both to the Retirement System.
6. The Retirement System receives your payment or payroll reduction commitment.
7. The service purchase and all payments must be completed on or before your last day on your employer's payroll.
8. The Retirement System adds service to your record after the purchase is completed.

Federal Tax Requirements on Service Purchases

KPERS is a "qualified plan" under federal tax provisions. In a qualified plan, members make contributions on a pre-tax basis and interest grows tax-deferred. Federal law may limit your lump-sum payment if you are purchasing service with after-tax money.

- If you became a member on January 1, 1999, or later, an annual contribution limit may apply on lump-sum after-tax purchases. Please contact the Retirement System for the current contribution limit. This limit applies only to **after-tax** contributions, not to regular KPERS contributions or tax-free rollovers.
- If you were a member before July 1, 1999, you keep all the service purchase opportunities that existed under the plan in August 1997, unless you withdraw. Any new types of service purchase opportunities added to the plan after August 1997 are subject to federal restrictions regardless of your membership date.

Long-Term Disability Benefits

KPERS isn't just for your retirement. As an active member, you are covered by KPERS long-term disability benefits that provide income protection if you cannot work because of an illness or injury. If you become disabled, you may qualify for a disability benefit based on 60% of your annual salary. You must be disabled for 180 days and no longer receive employer compensation. You must apply for Social Security benefits and, if denied, complete any appeal process. Your employer provides this long-term disability benefit.

KPERS disability benefits are administered by a third-party administrator. Your benefits are defined completely in the Summary Plan Description available from your employer or at kpers.org.

Definition of Disability

You are disabled when, on the date of disability, you meet the following definition of total disability:

Own Occupation Period. For the first 24 months you receive benefits, you must be unable to perform the material and substantial duties of your regular occupation due to sickness or injury.

Any Occupation Period. After you've received benefits for 24 months, you must be unable to perform the material and substantial duties of any gainful occupation due to sickness or injury.

While you are disabled, you will continue receiving:

- Participating service credit toward retirement
- Basic life insurance coverage
- Optional life insurance at group rates (if under age 65 when disabled)

If you withdraw your contributions at any time, you will forfeit disability and any other benefits.

Long-term disability benefits provide income protection if you cannot work because of an illness or injury.

Monthly Disability Benefit

Monthly benefits are based on 60% of your current salary and are reduced by other sources of income:

- Social Security primary disability or retirement benefits
- Workers' compensation benefits
- Railroad Retirement Board disability or retirement benefits
- Other disability benefits from any other source by reason of employment
- Earnings from any form of employment
- Earnings from eligible rehabilitative employment

The minimum monthly benefit is \$100, and the maximum monthly benefit is \$5,000.

Limited Benefit Periods

A 24-month limitation on benefit payments applies to disabilities caused by:

- Non-biologically-based mental illnesses.
- Substance abuse.

The limit does not apply to biologically-based mental illnesses.

Rehabilitative Employment

The disability plan also features rehabilitation programs to help you return to work. You may be required to participate in the program if the plan administrator determines that rehabilitation services may benefit you. They will work with you to create a plan that best meets your needs.

During rehabilitative employment, you are allowed to earn disability income without becoming ineligible for benefits. Your monthly benefit will be reduced by 50% of earnings for the first 12 months and 75% of earnings for the second 12 months. Rehabilitative employment benefits can continue for up to 24 months.

Continuing Eligibility Requirements and Age Limits

You must confirm your disability each year to continue receiving benefits. The plan administrator will send you a letter each year. Your doctor must certify your disability annually, and you must submit supporting medical records as requested. In addition, time and age limits affect eligibility.

- *If you become disabled before age 60*, you can continue to receive disability benefits until you retire or reach age 65, whichever comes first.
- *If you become disabled at or after age 60*, you can continue to receive disability benefits for five years or until you choose to retire, whichever comes first.

When your disability benefits end, you may be eligible to apply for retirement benefits. If you are disabled for five years or more, KPERS adjusts your final average salary at retirement using a cost-of-living formula designed to help your salary better reflect changes in living costs since you have been off the payroll.

This formula is based on the **lesser** of:

- The percentage of increase in the Consumer Price Index (CPI) for the period of disability minus 1% or,
- 4%

If you die after receiving disability benefits for five years or more, your annual salary for life insurance coverage is adjusted using the same formula.

Applying for Disability Benefits

1. If you become disabled, contact your designated agent or personnel office. Your employer submits the Employer's Report of Disability (KPERS-60) form after your last day at work.
2. You must apply for Social Security benefits and complete any appeal process. Estimated benefits may be paid during the appeal process.
3. KPERS will verify your eligibility to apply for benefits, then forward your information to the disability plan administrator.
4. If approved, disability benefits will begin the **later** of the date you complete 180 continuous days of total disability or the date you stop receiving employer compensation. Toward the end of this waiting period, you will receive a claim packet in the mail from the plan administrator with everything you need to apply for disability benefits.

Active Member Death Benefits

If you die before retirement, we return your contributions and interest in a lump sum to your beneficiary. In certain situations, your spouse may be able to choose a monthly benefit instead of receiving your contributions. (See section on “Surviving Spouse Benefit Option.”) Your beneficiary also receives your basic life insurance and any optional life insurance. Life insurance benefits are nontaxable to your beneficiary. You can name different beneficiaries for your retirement and life insurance.

Basic Life Insurance
is automatic and
at *no cost to you*.

Basic Life Insurance

You have basic life insurance equal to 150% of your annual salary. Your employer pays for the cost of this benefit.

Job-Related Death

If you die from an on-the-job accident, your spouse will receive a monthly benefit based on 50% of your final average salary, less Workers’ Compensation. The minimum benefit is \$100 per month. He or she will also receive a \$50,000 lump-sum payment. Job-related death benefits are nontaxable because they are “service-connected” benefits. These benefits are in addition to your life insurance and returned contributions.

If you do not have a spouse, other family members are eligible in this order:

- Children up to age 18, or 23, if a full-time student
- Dependent parents

Optional Life Insurance

Optional life insurance provides additional coverage beyond your basic life insurance. You decide how much coverage you need, and you pay the cost of this additional coverage through payroll deduction. Many employers offer optional life insurance, including the State of Kansas. Check with your employer about participation.

Employee coverage ranges from \$5,000 to \$400,000 in \$5,000 increments. New employees are eligible for up to \$250,000 of guaranteed coverage *without* proof of good health within 31 days of their hire date. You must provide proof of good health for any amount over \$250,000.

Spouse coverage ranges from \$5,000 to \$100,000 in \$5,000 increments. New employees are eligible for up to \$25,000 of guaranteed spouse coverage within 31 days of their hire date. You must provide proof of good health for any amount over \$25,000. Employee coverage is not required to choose spouse coverage. You, the employee, are the beneficiary for spouse coverage.

Child coverage is available in \$10,000 or \$20,000 amounts, and one premium covers all your dependent children. Children are covered to age 26, with no age limit on disabled dependents. You can add child coverage only as a new hire, during open enrollment or with a family status change.

Starting or Increasing Coverage Anytime: You can start or increase your coverage or your spouse's coverage *at any time* with proof of good health.

Actively at Work: If, due to sickness or injury, you are not actively at work on the day before the effective date, your optional life insurance will not become effective *until* the day after you complete one full day of active work.

Family Status Change: A family status change is a life event such as marriage, divorce, birth or adoption, or death of a spouse or child. It also includes a change in employment status (by you or your spouse) from full-time to part-time or if your spouse's employment ends.

Within 31 days of a family status change, you can enroll for or increase coverage *without* proof of good health:

- Employee coverage - up to \$50,000 (health questions required for amounts over \$250,000 to \$400,000)
- Spouse coverage - up to \$25,000 (health questions required for amounts over \$25,000 to \$100,000)
- Child coverage - \$10,000 or \$20,000

Accelerated Death Benefit: If you are diagnosed as terminally ill with 24 months or fewer to live, you may be eligible to receive up to 100% of your life insurance *instead* of your beneficiary receiving a death benefit. Spouse and child coverage are also eligible for this benefit.

If You Leave Employment or Retire

If you retire, end employment or move to a position not covered by KPERS, your basic and any optional insurance for you, your spouse or children will end. You can continue your coverage through a *conversion* or *portability* option within 60 days of ending employment. Individual whole life insurance and portable term life insurance offer different features to satisfy the needs of a broad range of members. You should weigh the costs and benefits before deciding which option is right for you.

Conversion to an Individual Policy: When you convert to an individual policy, your life insurance will change from term insurance to a whole life policy. Although whole life policy is generally more expensive, this type of policy builds cash value, offers level premiums, and pays the face amount of insurance at your death. You can convert up to the full amount of your current insurance coverage without proof of good health.

Portable Term Life Insurance: Portable term life insurance can provide affordable short-term protection if you change jobs or retire. Term life insurance is not intended to provide level lifetime coverage. The benefit decreases according to a specified schedule and coverage ends at age 80. Your premiums also will increase as you get older. You can port coverage for your spouse only if you port some of your own coverage first.

Your employer can provide either a life insurance conversion or portability form, or you can download one from our website. Send the completed form directly to the insurance company for processing within 60 days, and the insurance company will contact you directly with any questions.

Special rules apply if you leave employment due to a disability or military service. See your employer.

Surviving Spouse Benefit Option

If you die before retirement, your spouse may be able to receive a monthly benefit for the rest of his or her life, instead of receiving your returned contributions and interest. You must designate your spouse as your sole primary retirement beneficiary.

Situation #1 ... *If you were eligible to retire, your spouse begins receiving a monthly benefit immediately.*

Situation #2 ... *If you were not yet eligible to retire but had ten years of service, your spouse begins receiving a monthly benefit when you would have reached age 55.*

You can name contingent beneficiaries or separate beneficiaries for your life insurance without affecting this benefit option.

Naming Your Beneficiary

What Your Beneficiary Receives if You Are an Active Member

- Basic life insurance (150% of your annual salary)
- Any optional life insurance
- Returned contributions and interest or continuing monthly benefit for spouse if you meet the criteria (See section on “Surviving Spouse Benefit Option.”)

Who Can You Name as Beneficiary

You can choose:

- A living person.
- A trust.
- Your estate.
- Any combination of these options.

You cannot name a church or other charitable organization as a beneficiary.

If you choose more than one beneficiary, each will share your benefits equally. You can name separate beneficiaries for your retirement benefits and life insurance. You can also name a contingent beneficiary to receive your benefits if your primary beneficiary is not living. A contingent beneficiary will receive benefits only if no primary beneficiary survives you. As with the primary beneficiary, you can name more than one and each will receive equal shares of your benefit.

You can add or change beneficiaries any time through your online account at kpers.org or by completing a Designation of Beneficiary (KPERS-7/99) form. You can download one at kpers.org or get one from your designated agent. Only members can complete the form. Even conservators, guardians and those with power of attorney cannot select or change a Retirement System beneficiary. The change is not effective until we receive your form in our office.

Each time you make a beneficiary change online or complete a beneficiary form, it replaces all previous designations. Every time you complete the form, be sure to fill in both the primary and contingent beneficiary sections if you intend to have a contingent beneficiary. If you complete only the contingent section and leave the primary blank, you will have no primary beneficiary, even if a past form names one.



Reviewing Your Designation

It is important to keep your beneficiary designation up-to-date.

Review your designation whenever you have a significant life event.

- Marriage
- Divorce
- A birth or adoption in your family
- A death in your family
- Retirement

Naming a Minor Child as Beneficiary

If you name a minor child as a primary beneficiary, lump-sum benefit amounts under \$10,000 will be paid out under the Kansas Uniform Transfer to Minors Act. The Retirement System will send the guardian or custodian a form to complete and the benefit is paid to that individual on behalf of the minor. If the benefit is \$10,000 or more, Kansas law requires a conservator be appointed to receive the benefit on the child's behalf.

Especially for Retirees

The Retirement System provides a \$4,000 retiree death benefit to your beneficiary. As with active members, you can choose a living person, a trust, your estate or a combination of these options. You can also name a funeral establishment to directly receive your death benefit for funeral expenses. The \$4,000 death benefit is exempt from Kansas income tax, but is included in income for federal taxes. The benefit is taxable income to a beneficiary.

How a funeral establishment receives the benefit determines who is responsible for the taxes.

- If you directly designate a funeral establishment, the establishment receives \$4,000 and pays the taxes.
- If your beneficiary assigns the benefit to a funeral establishment, your beneficiary is responsible for the taxes. KPERS will send the beneficiary a 1099-R form the following January for his or her tax return.

If you designate a funeral establishment, you also need to name a primary beneficiary to receive any remaining contributions you may have in your account at the time of your death. Only the \$4,000 death benefit can be paid to a funeral establishment.

If You Don't Name a Beneficiary

If you do not have a living primary or contingent beneficiary when you die, the Retirement System must follow a line of descendants by Kansas law.

1. Spouse
2. Dependent children
3. Dependent parents
4. Non-dependent children
5. Non-dependent parents
6. Estate of the deceased member

A dependent is a parent or child who relies on you for at least half of his or her support.

Military Service and Your Benefits

If you are called to active military service, you need to notify your employer. Your employer will notify the Retirement System as needed. Employers are required to give you the same rights and benefits that they would give to an employee on a non-military leave of absence. You also have a few additional benefits.

Life Insurance

- Basic life insurance continues during periods of active military duty at no cost to you. Once you return from active duty, your basic life insurance will stop if you do not immediately return to covered employment.
- Optional life insurance continues for 16 months as long as you continue to pay the premiums. After 16 months, you can continue your coverage through a portability or conversion option.
- Optional coverage is reinstated if you return to covered employment within five years, even if you did not choose to convert to an individual policy. Your premiums will be based on your age when you return.

Disability Benefits

Disability coverage generally ends when you leave employment, but the Uniformed Services Employment and Reemployment Rights Act (USERRA) does give you certain additional rights. If you have a disability that was received or aggravated during military service, please contact KPERs.

Receiving Retirement System Service Credit for Military Service

Service credit is important when calculating your retirement benefit. Additional service credit can increase your retirement benefit and possibly allow you to retire earlier. When you return from military service, the Retirement System might be able to grant you service credit for your time away at no cost to you or you can purchase service credit for military service that was not granted. See “Purchasing Service Credit” section for more information about purchasing military service credit.

- If you are in the middle of a service credit purchase when called to active duty, your purchase resumes when you get back.
- Granted military service is limited to five years. You can purchase up to six years of military service regardless of how many years are granted.

When You Return From Active Military Service

1. Notify your employer and return to work. Your employer will notify the Retirement System.
2. Notify your employer if you wish to reinstate your optional insurance. Your coverage will begin again at the previous coverage level with no waiting period or approval process.
3. Check with your employer about receiving granted service credit or purchasing service for the time you were on active military service.

Leaving Employment Before Retiring

If you leave covered employment, you can take your life insurance coverage with you through a conversion or portability option. You can also choose to withdraw your contributions plus interest. If you withdraw, you will give up all Retirement System rights, benefits and service credit. Employer contributions made on your behalf stay with the Retirement System. You can receive your contributions as a direct payment to you or roll over the amount into an eligible retirement plan. The decision to withdraw could affect your financial future, especially if you have many years of public service and accumulated contributions. Please seek professional tax advice before withdrawing.

If You Are Vested (at least five years of service)

You are **guaranteed** a monthly retirement benefit for the rest of your life if you leave your contributions in your account. Often, if you have a significant amount of service, your vested benefit is more valuable than the amount of your actual contributions. Keep your contributions with the Retirement System and apply for retirement benefits when you become eligible. Your contributions will continue to earn interest and you can withdraw them at any time if you change your mind.

If you do not withdraw your contributions, you will become an “inactive” member. Even though you’re inactive, it is important to let us know if your address or phone number changes. If you return to covered employment and did not withdraw your contributions, you will immediately become a contributing active member again and keep the credit for your past public service.

If You Are Not Vested (less than five years of service)

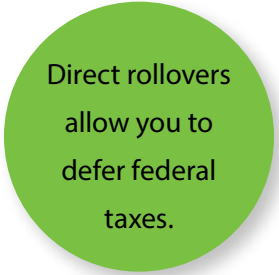
You are **not guaranteed** a retirement benefit. You need to withdraw your account balance **within five years** of the date you end employment. After five years, your contributions stop earning interest and you forfeit your service credit. If you are a KPERS 1 member and reach age 65 within the five-year period, you may apply for retirement benefits.

If you do not withdraw and you return to covered employment within five years, you will keep the credit for your past public service. You will return as a KPERS 3 member, even if you were a KPERS 2 member when you left.

Options for Withdrawing Your Contributions

You can apply to withdraw your contributions anytime 31 days after you end employment.

- Option #1 ...** Roll your contributions over into an eligible retirement plan like a 457(b) deferred compensation plan, 403(b) annuity, 401(k) plan, individual retirement account (IRA), or a qualified retirement plan. This option allows you to defer paying taxes until a later date. The type of plan that can accept your rollover is determined by whether or not you have already paid taxes on your contributions.
- Option #2 ...** Have your contributions paid directly to you. You will owe federal taxes and possibly a 10% federal penalty. Federal law requires a mandatory 20% tax withholding on taxable amounts paid to you.



Direct rollovers allow you to defer federal taxes.

Reasons to Roll Over Contributions Instead of Taking a Direct Payment

- Preserve your past efforts toward saving for retirement.
- Keep from paying taxes right away, giving your money more time to compound.
- Avoid paying federal penalties for early distribution.

The Withdrawal Process

1. Download an Application for Withdrawal of Contributions form (KPERS-13) at kpers.org or get one from your employer.
2. Your designated agent completes the employer section of the withdrawal application if you recently left employment. Complete your part of the application and send it to the Retirement System.
3. When we receive your completed application, we will send payment within four weeks.
4. KPERS will send you a 1099-R form the following January for your federal income tax return.

Divorce and Your Benefits

KPERS contributions that you have accumulated during marriage are considered marital assets. If you divorce before or after retiring, a former spouse may be able to receive part of your benefit or contributions. A former spouse can receive payment from the Retirement System under a Qualified Domestic Relations Order (QDRO) when you withdraw, retire or die. Please seek legal counsel if this situation applies to you.

Withdrawal

If you end employment before you retire and withdraw your contributions, your former spouse may be awarded part of your payment.

Retirement

When you retire, your former spouse may be awarded either a lump-sum payment or a percent of each monthly benefit. If you are already retired when you divorce, a QDRO may become effective immediately, with your former spouse receiving part of your monthly benefit.

In some cases, retired members can cancel the joint annuitant option chosen at retirement.

All three must be true:

- Named your spouse as a joint annuitant.
- Divorced spouse after your retirement date.
- Have a court order to remove your ex-spouse as a joint annuitant.

Death

If you die *before* retirement, your former spouse may be awarded part of your contributions or death benefit.

You'll Need More Than Just Your Pension

For financial security in retirement, you'll need to depend on other sources of income in addition to KPERS. While an important part of your retirement income, your KPERS benefits will be just one part. KPERS was designed to *supplement* Social Security benefits and your personal savings. As you work and earn service credit with KPERS, it is equally important to save on your own.

Most financial advisors say you'll need at least 70% to 80% of your working income to comfortably maintain your standard of living in retirement. Your retirement income will most likely come from three sources - your pension benefits from KPERS, Social Security and your personal savings and investments. This model of retirement planning is commonly referred to as the "three-legged stool" theory of retirement planning. These three sources together will help you replace the income you now earn from working.

Retirement Planning Helpful Links

Kansas Public Employees Retirement System
kpers.org

Social Security Administration
ssa.gov

American Savings Education Council
choosetosave.org

KPERS 457 Deferred Compensation Plan
kpers457.org

Personal Savings

Your personal savings is up to you. Personal savings can come in many forms including savings accounts, certificates of deposit, individual stocks, bonds, mutual funds and individual retirement accounts. Each option offers different benefits and risks as well as different rates of return on investment.

Savings Per Month					
	\$25	\$50	\$75	\$100	
Years	5	\$1,790	\$3,580	\$5,370	\$7,160
	10	\$4,300	\$8,601	\$12,901	\$17,202
	15	\$7,822	\$15,643	\$23,465	\$31,286
	20	\$12,760	\$25,520	\$38,280	\$51,041
	25	\$19,687	\$39,373	\$59,060	\$78,847
	30	\$29,402	\$58,803	\$88,205	\$117,606
	35	\$43,027	\$86,055	\$129,082	\$172,109

Example assumes regular monthly contributions and a 7% rate of return on investment.

One way you can accumulate personal savings for retirement is through tax-sheltered plans like 457(b) deferred compensation plans, 403(b) annuity plans or individual retirement accounts (IRAs). State of Kansas employees can participate in KPERS 457, the State's 457(b) savings plan. Many local governments have adopted the State's plan or sponsor similar plans. Most KPERS school members are eligible to participate in a 403(b) plan through their school districts. Check with your employer about participation.

It's Important to Start Early

Time is of the essence. Now is the best time to start saving for your future. With Social Security and KPERS, the number of years you pay into the system is important. Personal savings and investments have a similar return on contributions. It's better to get started sooner, even with a small amount of money, than later. Throughout your working career, you should make saving a high priority. The "Savings Per Month" chart above shows how much you might be able to save by investing regular monthly contributions in a tax-sheltered savings plan.

When Can You Retire?

Your age and the amount of service credit you have determines when you can retire. The minimum age and service requirements differ between KPERS 1 and KPERS 2.

Your age equals your age at your last birthday. Additional months do not count.

However, two quarters of service credit round to the next year.

For example: 9.5 years will round to ten years of service.

You can usually combine years of service credit in any of the three retirement plans. However, a separate benefit will be calculated for each plan. Specific guidelines apply. Please contact the Retirement System to make sure you meet all the requirements to retire.

KPERS 1

- Age 65 with at least one year of service credit
- Age 62 with at least ten years of service credit
- Any age when your age and years of service credit added together equal 85 (85 points)

Retiring with 85 Points

You can retire anytime with “85 points.” The 85 point rule is when your age and years of service credit added together equal 85. Every year you work, you will gain two points – one for each birthday and one for the year of service credit. The 85 point rule is only one of three ways you can qualify for retirement.

KPERS 1 – Use this worksheet to find out when you’ll have 85 points	
<ol style="list-style-type: none"> 1. Your current age: _____ 2. Your current years of service: _____ 3. *Your current point total (Line 1 + Line 2): _____ 4. Number of points needed (85 - Line 3): _____ 5. Number of years to reach 85 points (Line 4 ÷ 2): _____ 6. Your current age (same as Line 1): _____ 7. You will have 85 points at age (Line 5 + Line 6): _____ <p><i>* If line 3 is greater than or equal to 85, you can retire now with full benefits.</i></p>	<p>Example</p> <p>John is 50 years old. He has 25 years of service. $50 + 25 = 75$ points now $85 - 75 = 10$ points needed $10 \div 2 = 5$ years to go 50 years old $50 + 5 = 55$ years old John can retire at age 55.</p>

Retiring Early

You can receive reduced benefits beginning at age 55 with ten years of service. The earlier you retire, the more your benefit is reduced. Benefits are reduced by 0.6% for each month you are between age 55 and 60, and 0.2% for each month you are between age 60 and 62.

If You Retire Early ... KPERS 1		
Age	Example	Reduction
62	Full benefit = \$1,500/month	0%
60	Reduced benefit = \$1,425/month	5%
55	Reduced benefit = \$885/month	41%

KPERS 2

- Age 65 with five years of service credit
- Age 60 with 30 years of service credit

Retiring Early

You can receive reduced benefits beginning at age 55 with ten years of service. The earlier you retire, the more your benefit is reduced. If you retire before age 60 with *at least* 30 years of service, there is less of a reduction to your benefit.

If You Retire Early ... KPERS 2				
Age	Example - less than 30 years of service	Reduction	Example - at least 30 years of service	Reduction
65	Full benefit = \$1,500/month	0%	Full benefit = \$1,500/month	0%
60	Reduced benefit = \$920/month	38.6%	Full benefit = \$1,500/month	0%
55	Reduced benefit = \$583/month	61.1%	Reduced benefit = \$1,225/month	18.3%

Correctional KPERS Members

As a Correctional member, you may be eligible to retire at an earlier age than regular KPERS members. To qualify for these Correctional age and service requirements, you must work in a Group A or Group B position for at least three years *immediately* before retirement and retire on the first day of the month after your last day on the payroll.

Group A generally includes:

- Most correctional officers and their supervisors.

Group B generally includes:

- Correctional institution employees in certain power plant positions, correctional industries, food service supervision or maintenance operation supervision who have regular contact with inmates.

If you do not qualify for either of these categories, your age and service requirements for retirement are the same as regular KPERS members. If you have questions or are unsure of your position classification, see your employer. Group A and Group B qualifications are specific to correctional positions. In addition, as KPERS members, you will also be a KPERS 1 or KPERS 2 member.

If You Leave Employment Before Retiring

If you leave Correctional employment and wait to retire, you will become a *regular* inactive KPERS member as long as you don't withdraw your contributions. Regular KPERS age and service requirements will apply when you retire. Your benefits will have a greater reduction for early retirement.

Retiring With Full Benefits – Group A

KPERS 1

- Age 55 if employed in a Group A position for at least three years *immediately* before retirement
- Any age when your age and years of service credit added together equal 85 (85 points)

KPERS 2

- Age 55 with ten years of service, including three years in a Group A position *immediately* before retirement

Retiring Early – Group A

You can receive reduced benefits beginning at age 50 with 10 years of service. Generally, the earlier you retire, the more your benefits are reduced. You must be employed in a Group A position at least three years *immediately* before retirement.

KPERS 1

- Benefits are reduced by 0.2% for each month you are under age 55.

KPERS 2

- Benefits are reduced according to actuarial tables. There is a smaller reduction if you have *at least* 30 years of service.

If You Retire Early ... KPERS 1, Group A		
Age	Example	Reduction
55	Full benefit = \$1,500/month	0%
52	Reduced benefit = \$1,392/month	7.2%
50	Reduced benefit = \$1,320/month	12%

If You Retire Early ... KPERS 2, Group A				
Age	Example - less than 30 years of service	Reduction	Example - at least 30 years of service	Reduction
55	Full benefit = \$1,500/month	0%	Full benefit = \$1,500/month	0%
52	Reduced benefit = \$1,153/month	23.1%	Reduced benefit = \$1,327/month	11.5%
50	Reduced benefit = \$972/month	35.2%	Reduced benefit = \$1,236/month	17.6%

Retiring With Full Benefits – Group B

KPERS 1

- Age 60 if employed in a Group B position at least three years *immediately* before retirement
- Any age when your age and years of service credit added together equal 85 (85 points)

KPERS 2

- Age 60 with ten years of service, including three years in a Group B position *immediately* before retirement

Retiring Early – Group B

You can receive reduced benefits beginning at age 55 with 10 years of service. Generally, the earlier you retire, the more your benefits are reduced. You must be employed in a Group B position at least three years *immediately* before retirement.

KPERS 1

- Benefits are reduced by 0.2% for each month you are under age 60.

KPERS 2

- Benefits are reduced according to actuarial tables. There is a smaller reduction if you have *at least* 30 years of service.

If You Retire Early ... KPERS 1, Group B		
Age	Example	Reduction
60	Full benefit = \$1,500/month	0%
57	Reduced benefit = \$1,392/month	7.2%
55	Reduced benefit = \$1,320/month	12%

If You Retire Early ... KPERS 2, Group B				
Age	Example - less than 30 years of service	Reduction	Example - at least 30 years of service	Reduction
60	Full benefit = \$1,500/month	0%	Full benefit = \$1,500/month	0%
57	Reduced benefit = \$1,137/month	24.2%	Reduced benefit = \$1,319/month	12.1%
55	Reduced benefit = \$951/month	36.6%	Reduced benefit = \$1,225/month	18.3%

Calculating Your Retirement Benefit

KPERS retirement benefits are calculated using the following formula:

Final average salary x **statutory multiplier*** x **years of service** = **annual benefit**

Example: \$30,000 x 1.75% x 30 = \$15,750

You can calculate a benefit estimate through your online account access at kpers.org. The benefit calculator uses your own account information. You can name and save estimates with different scenarios for future reference. You can also use the generic calculator on our main website, but it won't show your personal account information. You'll have to enter your own.

*Statutory multiplier is 1.85% for KPERS 2 members and for KPERS 1 members who earn service after January 1, 2014. See details on following page.

Final Average Salary

KPERS 1

If your membership date is on or after July 1, 1993, your final average salary is:

- A three-year salary average **excluding** additional compensation.* This three-year average is based on your three highest years of pay during your career. They do not have to be continuous years.

If your membership date is before July 1, 1993, or you were in your "year of service" waiting for membership on July 1, 1993, your final average salary is the higher of:

- A three-year salary average **excluding** additional compensation.* This three-year average is based on your three highest years of pay during your career. They do not have to be continuous years.
- A four-year salary average **including** additional compensation.* This four-year average is based on your four highest years of pay during your career. They do not have to be continuous years.

KPERS will calculate both options and use whichever is higher to calculate your retirement benefit. If add-on pay is included in your final average salary, it is spread over all the days that you worked in the calendar year you retired. It is not credited only to the quarter in which you left employment.

***Additional Compensation** or "add-on pay" is compensation from your employer for unused sick leave, annual leave, etc. KPERS cannot use an early retirement incentive or severance pay as part of add-on pay when calculating your final average salary. School employees have special guidelines. Please contact the Retirement System if you have questions about additional compensation.

KPERS 2

Your final average salary is an average of your five highest years of salary, **excluding** additional compensation, such as payments for unused sick and annual leave.

Final Average Salary Cap

If your salary increases substantially from year to year, a cap on compensation may be used to calculate your final average salary. Generally, the cap applies when your salary changes and your position does not. For KPERS 1, the cap is 15%. For KPERS 2, the cap is 7.5%.

Statutory Multiplier

The multiplier is a percentage set by the legislature used to calculate benefits. You receive this percent of your final average salary for each year of service credit you have at retirement.

KPERS 1

- 1.85% for participating years of service (years you work for an employer in a KPERS-covered position). This is for service earned January 1, 2014, and after.
- 1.75% for participating service earned before January 1, 2014.
- 1% or 0.75% for prior years of service (time worked for an employer before affiliation with KPERS).

KPERS 2

- 1.85% for participating years of service (years you work for an employer in a KPERS-covered position).
- Note: 2012 legislation increased the multiplier from 1.75% to 1.85% for **all** participating service, not just future service.

If You Have Credited and Non-Credited Prior Service

Prior service is time you worked for an employer before the employer affiliated with KPERS. These years also count toward your retirement benefit, but are calculated at a different statutory multiplier. Credited prior service for both school and non-school members is calculated using 1% as the statutory multiplier. Withdrawn KSRS teaching service is non-credited and is calculated at 0.75%.

To calculate your benefit for any prior service you have, simply substitute the correct multiplier for the type of prior service you have. Calculate each type of service separately and add together for your total monthly benefit.

For example:

1. $\$30,000 \times 1.75\% \times 20 = \$10,500 \div 12 \Rightarrow \875 (monthly benefit for participating service)
 2. $\$30,000 \times 1\% \times 10 = \$3,000 \div 12 \Rightarrow \250 (monthly benefit for credited prior service)
 3. $\$30,000 \times 0.75\% \times 5 = \$1,125 \div 12 \Rightarrow \93.75 (monthly benefit for non-credited KSRS prior service)
- $\$875 + \$250 + \$93.75 = \$1,218.75$ (total maximum monthly benefit)

Employers who affiliated with KPERS on or after January 1, 2013, can choose “future service only.” Prior service is not credited for those employees.

Retiree Cost-of-Living Adjustments (COLAs)

You do not receive automatic COLAs. For this reason, your personal savings become even more important to provide protection against inflation.

The Retirement Process

Your Retirement Date

Your retirement date can be the first day of any month, as long as you are off your employer's payroll. *State law requires that your retirement date must be the first day of the month.* School members under contract must wait until June 1 or after. School members who are not under contract and non-school members can retire on the first day of any month.

Retirement Benefit Estimates

It is a wise step to have the Retirement System calculate a retirement estimate for you when considering your retirement options. You can download a Benefit Estimate Request form (KPERS-15E) at kpers.org, or get one from your employer. Your employer can help you complete the form with your most current pay information. While just an estimate, it will give you a good guide to determine your monthly retirement benefits. This can be an important factor in deciding when to retire. Working even a few more days can sometimes make a difference in your benefit payment.

Steps in the Retirement Process

1. Attend a pre-retirement seminar. Our pre-retirement seminars are designed to help you navigate the last steps to retirement. Each free seminar covers topics directly related to your KPERS retirement.
2. Find out when you are eligible to retire. Knowing when you'll meet the age and service requirements to retire can help you decide on the best retirement date.
3. Calculate a retirement benefit estimate. Members often schedule a personal consultation at our office before retiring. Have your employer submit a benefit estimate request form beforehand so that we have your most current pay information available for your visit. You can calculate your own ballpark estimate by logging in to your personal account through kpers.org.
4. Review the KPERS *Retirement Options* publication to understand your benefit payment options. The online benefit calculator can help you see how taking a partial lump-sum option or providing a benefit for someone after your death affects your benefit amount.
5. Complete an Application for Retirement form (KPERS-15). Submit your application at least 30 days before the day you want to retire. *You need to apply for your benefits. They do not begin automatically.* You will need to provide birth and name change documents. See Retirement Application for details.
6. The Retirement System will process your application. We will notify you if we need more information.
7. The Retirement System will mail a letter to you with information about your benefit amount and taxes.
8. Your monthly benefit payments will be directly deposited at your financial institution on the last working day of each month.

Other Important Steps to Consider

- **Confirm your Social Security benefits.** Get accurate information about Social Security applications and benefits by calling the Social Security Administration's toll-free number, 1-800-772-1213 or contacting your local Social Security office.
- **Determine your health insurance needs in retirement.** If you have been with your current employer for ten years or more, Kansas law allows you to remain in your current health plan by paying the entire premium. Contact your employer's personnel office for more information. If you're close to age 65, check into your Medicare options at your local Social Security office.
- **Review your other retirement income sources.** You'll need a method for turning your retirement savings and investments into income. Different plans have different payout options and requirements. To figure out the best way to supplement your KPERS benefits, you'll need to consider all your options.

Retirement Benefit Payment Options

As a retired KPERS member, you will receive a monthly retirement benefit for the rest of your life. In addition, KPERS has retirement payment options that add financial flexibility and allow you to provide for loved ones after your death. The decision about which option to take is crucial, because once you retire, you cannot change it.

Depending on whether you belong to KPERS 1 or KPERS 2, some of the benefit options are calculated differently. We've provided examples in this section to help you understand the various payment options. But it's important to calculate an actual retirement estimate based on your individual situation before making any decisions. Contact the Retirement System or see your designated agent for help.

Scenario for All of Our Examples

Here is the scenario we'll use for all of our payment option examples:

Dan is a KPERS 1 member retiring at age 65. His wife, Sue, is age 62. Dan's final average salary is \$39,216, and he has 26 years of service. His retirement benefit is calculated using the following formula:

Final average salary	x	statutory multiplier	x	years of service	=	annual benefit
\$39,216	x	1.75%	x	22	=	\$15,098
\$39,216	x	1.85%	x	4	=	\$2,902
total annual benefit					=	\$18,000

If Dan were a KPERS 2 member, his benefit would be calculated with all service at the 1.85% statutory multiplier.

Note: For KPERS 1 members, service *before* January 1, 2014, is calculated using a statutory multiplier of 1.75%

Maximum Monthly Option

KPERS will first establish your maximum monthly benefit amount. This amount provides the basis for the rest of your options. You can choose to stay with this maximum monthly benefit amount without any survivor options. You will receive a payment each month for the rest of your life. After your death, your beneficiary will receive the balance of any remaining money that you contributed to KPERS. There is no continued monthly benefit after your death.

Example

Dan's annual benefit is \$18,000.

$\$18,000 \div 12 = \$1,500$ per month

Joint-Survivor Options

You may want to provide a continuing monthly benefit for someone after your death. You can do this by choosing a joint-survivor option. Your survivor, also called a joint annuitant, cannot be changed once you retire. After your death, your survivor will receive a monthly benefit for the rest of his or her life.

The three joint-survivor options:

- 50%
- 75%
- 100%

The percentages show your survivor's benefit amount compared to your benefit amount. Your survivor can receive 50% of your benefit amount or 75%. You can also choose the 100% option, and he or she will receive the same benefit amount that you received before your death.

In order to provide the continuing benefit, your regular monthly benefit will be reduced. The higher your survivor's benefit, the lower yours will be during retirement. If he or she dies before you, your survivor option is canceled and your benefit increases to your original maximum monthly benefit amount.

The difference between your ages also affects your benefit amount. If your survivor is younger than you, your benefit will be decreased more than if your survivor is older. Actuarial tables and factors are used to calculate these adjustments.

Example - KPERS 1

Dan's maximum monthly benefit is \$1,500. He chooses the 50% joint-survivor option for his wife, Sue. Dan's benefit is reduced by a factor from an actuarial table to provide the survivor benefit.

Dan's monthly maximum	\$	1,500
Adjustment factor for Dan's and Sue's age	x	.898
Dan's adjusted monthly benefit	\$	1,347
Sue's monthly survivor benefit (50% of Dan's)	\$	673.50

Example - KPERS 2

Dan's maximum monthly benefit is \$1,025. He chooses the 50% joint-survivor option for his wife, Sue. Dan's benefit is reduced by a factor from an actuarial table to provide the survivor benefit.

Dan's monthly maximum	\$	1,500
Adjustment factor for Dan's and Sue's age	x	.931764
Dan's adjusted monthly benefit	\$	1,398
Sue's monthly survivor benefit (50% of Dan's)	\$	699

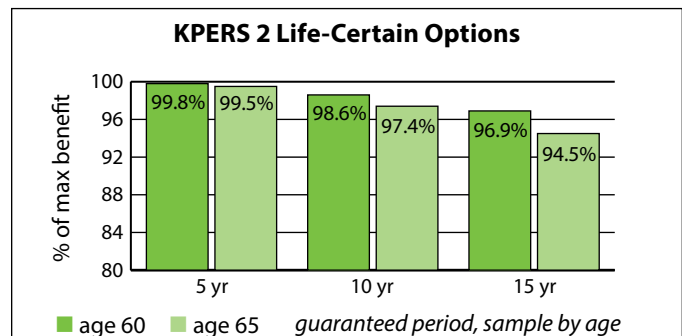
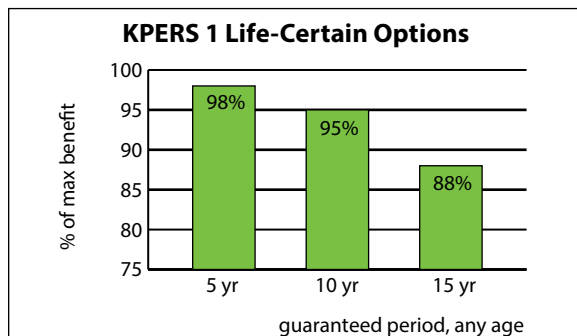
Life-Certain Options

With a life-certain option, you'll receive a monthly benefit for the rest of your life. If you die within a guaranteed period of time from your retirement date, your beneficiary will receive the same monthly benefit you have been receiving for the rest of the guaranteed period. You can change beneficiaries at any time, and you can have any number of beneficiaries at once. They will share the benefit equally.

The three life-certain options:

- Five-year period
- Ten-year period
- 15-year period

In order to provide the continuing benefit, your regular monthly benefits will be reduced. The longer the guaranteed period, the more your benefit is reduced. The KPERS 2 benefit is also affected by your age at retirement. The older you are, the more your benefit is reduced. KPERS 1 uses fixed percentages to calculate adjustments. KPERS 2 uses actuarial tables and factors.



Example

Dan's maximum monthly benefit is \$1,500. He chooses the ten-year life certain option for his wife, Sue. As a KPERS 1 member, Dan's benefit is reduced to 95% to provide the survivor benefit. He receives \$1,425 a month for the rest of his life, no matter how long he lives.

Dan dies seven years after he retires. As his chosen beneficiary, Sue will receive \$1,425 a month for three more years. Dan's seven years plus Sue's three total the ten years Dan was guaranteed. If Dan had named his two daughters as beneficiaries instead of Sue, the daughters would share the \$1,425 monthly benefit and each would receive \$712.50 a month for three years.

If Dan were a **KPERS 2** member, his benefit would be reduced by the reduction factor for age 65 from an actuarial table (0.97398) for a monthly benefit of \$1,461.

Partial Lump-Sum Option (PLSO)

You can take part of your retirement benefit in an up-front lump sum at retirement. This lump sum is then combined with one of the other retirement options to provide reduced, regular monthly payments for the rest of your life. **Choosing the PLSO will reduce your monthly benefits, no matter which other option you choose.** A PLSO payment is taxable income unless directly rolled over into an eligible retirement account.

A PLSO provides up-front money at retirement, but will **permanently reduce** your monthly benefits.

KPERS 1 members have the PLSO available in 10, 20, 30, 40 or 50% amounts. KPERS 2 members can choose a 10, 20 or 30% option. The percentage you select determines the size of the lump sum and the decrease in your monthly benefit.

For example: A 30% PLSO payment would result in a single lump-sum payment equal to 30% of the actuarial present value of your lifetime benefit, along with a permanent 30% reduction in your monthly benefit.

Example

Dan's maximum monthly benefit is \$1,500. He chooses a 30% lump sum with the maximum monthly benefit.

Dan receives a lump sum of \$49,659 at retirement, and his monthly benefit is reduced by 30% to \$1,050.

State and Federal Taxes

Reporting Contributions on Your Kansas Income Tax Return

The amount you contribute each year from your salary to the Retirement System is subject to Kansas income tax. Your contributions are deducted from your pay on a pre-tax basis for federal income tax purposes. Because of this, you need to make a specific entry on your Kansas income tax return.

You can calculate the amount of your contributions from your W-2 form. Some employers will provide this amount for you in Box 14 (labeled KPER). See the "Schedule S Line-by-Line Instructions" in the Kansas Income Tax Booklet for more information or contact the Kansas Department of Revenue.

Taxes on Lump-Sum Payments

Lump-sum payments are paid directly to you or rolled over into an eligible retirement plan. KPERS will withhold 20% for federal income tax unless your payment is rolled over into an eligible plan. If you are under age 59 1/2, your payment may also be subject to a 10% federal penalty. When rolled over to a qualified retirement plan, a lump-sum payment and its earnings keep their KPERS tax characteristics.

Taxes on Retirement Benefits

In general, Retirement System benefits, including the \$4,000 retiree death benefit, are subject to federal tax, but not Kansas state tax. If you move to another state, check if your retirement benefit is taxable in that state. Your monthly benefit is taxable from the time your benefits begin.

Retiree Death Benefit

KPERS pays a \$4,000 lump-sum death benefit to your beneficiary. All monthly benefit payments are payable through the last day of the month your death occurs.

The \$4,000 death benefit is:

- Payable with all retirement payment options.
- Not payable when a joint annuitant dies.
- Nontaxable for Kansas income tax.
- Taxable for federal income tax purposes.

You can choose a person, your estate, a trust or a funeral establishment to receive your \$4,000 retiree death benefit. For details, please see “Especially for Retirees” in the Naming Your Beneficiary section of this guide.

KPERS does not pay the \$4,000 death benefit automatically. Beneficiaries need to contact the Retirement System first to receive confirmation and an application form.

Returning Your Contributions

If you die before receiving retirement benefits equal to your contributions, and no survivor benefits are payable, the Retirement System will return any remaining contributions and interest to your beneficiary.

If You Designated Someone Other Than Your Spouse as Beneficiary

Sometimes members designate someone other than their spouse as their beneficiary. These members anticipate that their death benefit should be paid, for example, to their children from a previous marriage. Under some circumstances, a surviving spouse has the right to make a claim for a portion of the benefits, called an elective share. If this situation applies to you, we recommend that you ensure your current spouse consents to your beneficiary designation. You should seek legal advice about how this law affects your plans.

If your surviving spouse files a notice of intent to claim the elective share, the Retirement System may be required to pay the benefits to the probate court, which would ultimately decide the distribution of your benefits.

Working After You Retire

Many retirees decide to return to work. But, returning to work after retirement may affect your benefits if you don't follow the rules. Generally, if you work for a non-Retirement System employer, there are no restrictions. But if you choose to work for a KPERS-affiliated employer or a third-party entity that contracts with a KPERS employer, some rules apply to you.

No Prearrangements

Before retirement and during your waiting period, you can't have a prearranged agreement with a KPERS employer to return to work. Not allowing prearrangements is very important to KPERS. It helps keep our eligible plan status with the IRS.

Kansas law considers "prearrangement" as a situation where the employer and employee reasonably anticipate employment after retirement. Interviews, applications, and even written and verbal communication about further employment are prearrangements.

Waiting Period

You'll have a waiting period before you can go back to work for any KPERS employer. During this time, you also cannot make any prearrangements to return to work with any KPERS employer. The length of your waiting period depends on your age.

- 60 days if you retire at age 62 or later
- 180 days if you retire before age 62

To calculate the waiting period, count the day after your retirement date as day one.

For example: If your retirement date is July 1, July 2 is day one and you cannot begin employment with any Retirement System employer until September 1. If your waiting period is 180 days, the first day you could begin employment would be December 30.

If you are found to have a prearrangement or have violated the waiting period agreement, your retirement benefit will be suspended. This would start the month you return to work and end 6 months after you quit working.

Earnings Limit

The Legislature removed the \$25,000 earnings limit beginning January 1, 2018.

Employer Contributions and Exemptions

If you return to work in a KPERS-covered position, that employer is required to make contributions to the Retirement System for the position you fill. Employers do not have to make contributions for non-covered positions, such as seasonal or temporary positions.

Certain positions are exempt from employer contributions.

- Licensed state nurses
- Kansas Law Enforcement Training Center instructors
- State and local elected officials
- Legislative staff
- Substitute teachers without a contract

Frequently Asked Questions

- 1. What type of plan is KPERS?** KPERS is a qualified, governmental defined benefit pension plan under section 401(a) of the Internal Revenue Code, and received its current IRS Determination Letter confirming the plan's qualified status on June 5, 2012. KPERS is also referred to as a "contributory" defined benefit plan, meaning that employees make contributions to the plan. This is different from non-contributory pension plans (more common in the private sector), which are funded entirely by employer contributions.
- 2. How much interest am I earning?** If your membership date in the Retirement System was before July 1, 1993, you are earning 7.75% interest on your accumulated contributions account. If your membership date was July 1, 1993, or after, you are earning 4%. The interest rate on your accumulated contributions is relevant only if you withdraw from the System. If you retire, your benefit is based on a formula set by statute and lasts for your lifetime; it does not depend on the amount of money in your account.
- 3. Can I borrow money from my KPERS account?** No. State law does not allow the Retirement System to administer a loan program for its members.
- 4. When can I withdraw my contributions?** You may apply to withdraw your Retirement System contributions 31 days after your last day on payroll if, in the meantime, you have not begun employment with another KPERS employer.
- 5. If I withdraw my contributions, will I also get what my employer paid in?** No. If you withdraw from KPERS, you take out your own accumulated contributions plus interest. Employer contributions remain in the plan. A defined benefit retirement plan, such as KPERS, typically does not credit employer contributions to the accounts of individual members.
- 6. How long does it take to process my withdrawal?** Approximately four weeks.
- 7. Why am I required to contribute to the Retirement System?** The Kansas Legislature created the Kansas Public Employees Retirement System in 1962 to build a financial retirement foundation for those spending their careers in Kansas public service.

Because the Retirement Act requires that the State of Kansas participate, membership in the System is mandatory for all state employees in covered positions. Any governmental entity or instrumentality whose employees are covered by Social Security may also affiliate for KPERS coverage. Approximately 1,500 employers have affiliated with the Retirement System in order to ensure their employees eventually enjoy a guaranteed lifetime retirement benefit.

- 8. How do I get a copy of my last annual statement?** Your employer should be able to provide a copy of your last annual statement. You can also login to your personal account at kpers.org to download a copy.
- 9. How do I get a retirement benefit estimate?** You can calculate your own estimate online at kpers.org. Login to your KPERS account to use pre-loaded information or use the information from your most recent Retirement System annual statement. You can also download a Benefit Estimate Request form, or get one from your employer, and we can do an estimate for you.
- 10. Is my Retirement System money safe?** Retiree benefits are safe and guaranteed by Kansas law. A retiree will receive his or her benefit for life, no matter the economic condition. Members who leave employment and withdraw their contributions before retirement will receive the full amount they have contributed, plus interest.

Please note: Certain generalizations may have been made in this publication.
Kansas law and the rules adopted by the Retirement System Board of Trustees will control specific situations.

Kansas Public Employees Retirement System • kpers.org • 1-888-275-5737 • 785-296-6166
kpers@kpers.org • fax 785-296-6638 • 611 S. Kansas Ave., Suite 100, Topeka, KS 66603-3869