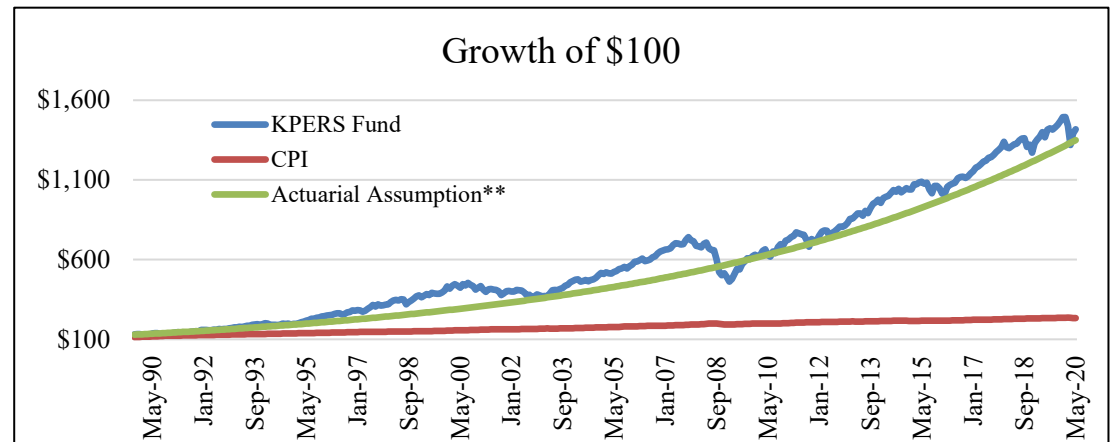
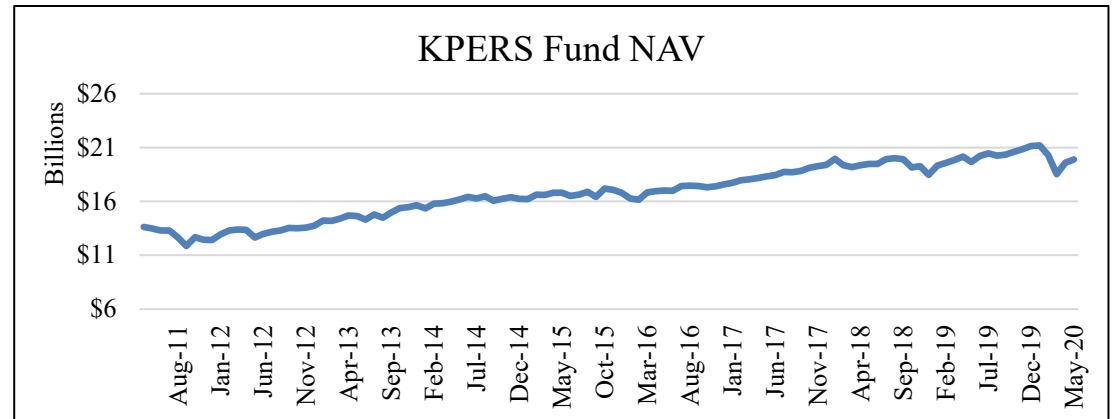
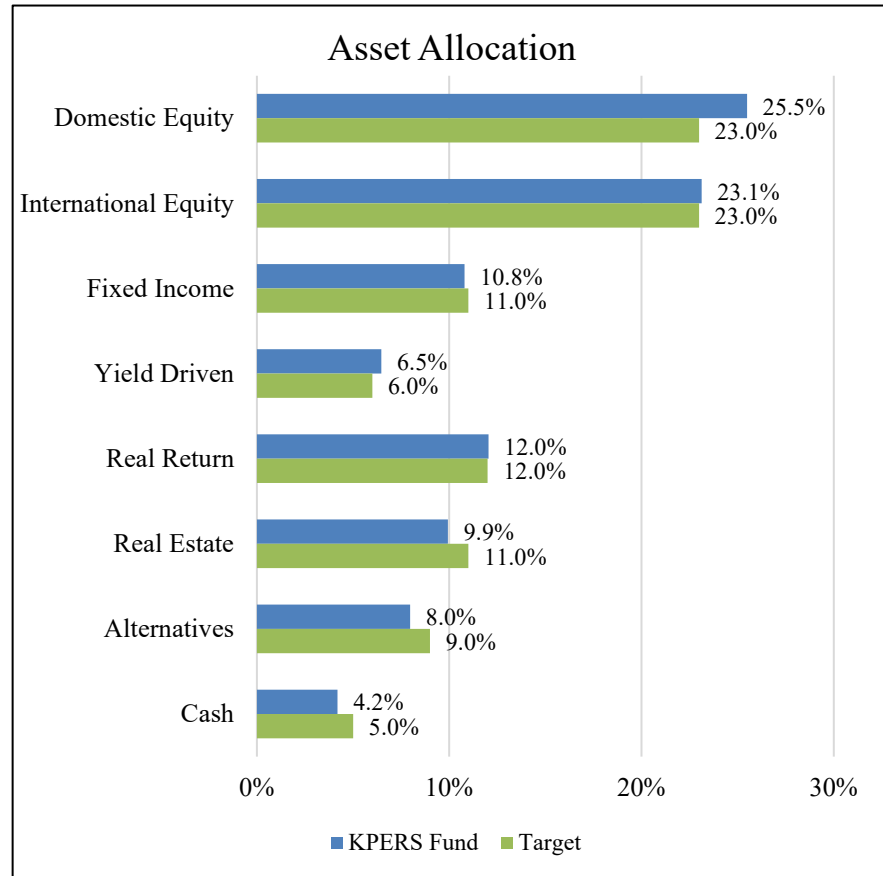




KANSAS PUBLIC EMPLOYEES RETIREMENT SYSTEM INVESTMENT PERFORMANCE REPORT May 31, 2020

	May 31, 2020 Net Asset Value (Millions)	Latest Quarter	Fiscal YTD	Calendar YTD	Latest 1 Year	Latest 3 Years	Latest 5 Years	Latest 10 Years	Latest 25 Years
Time Weighted Total Return*									
Total Portfolio	\$19,896.4	-1.5%	0.1%	-5.1%	3.6%	5.3%	5.4%	8.5%	7.8%
Policy Index		-0.6%	0.5%	-5.3%	4.7%	5.1%	5.3%	8.2%	7.3%
<i>Excess Return</i>		-0.9%	-0.4%	0.2%	-1.1%	0.2%	0.1%	0.3%	0.5%



* Returns for time periods less than one year are not annualized.
 ** Actuarial assumption was 8% from 1986 through 2016; 7.75% currently.