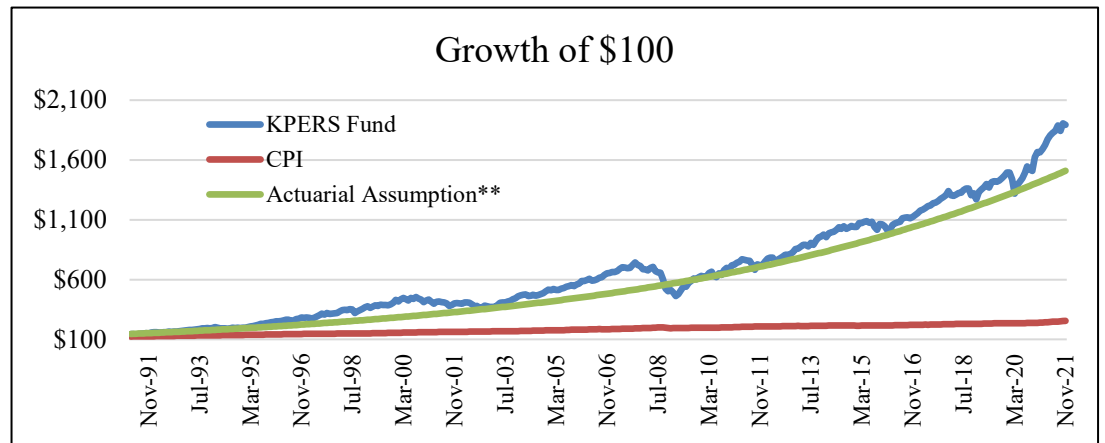
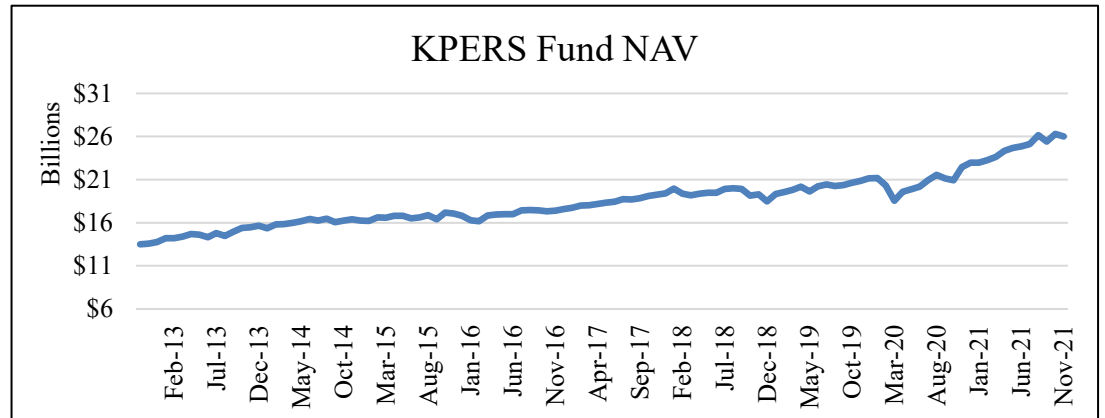





KANSAS PUBLIC EMPLOYEES RETIREMENT SYSTEM INVESTMENT PERFORMANCE REPORT November 30, 2021

November 30, 2021			Latest	Fiscal	Calendar	Latest 1	Latest 3	Latest 5	Latest 10	Latest 25
Net Asset Value			Quarter	YTD	YTD	Year	Years	Years	Years	Years
Time Weighted Total Return*		(Millions)								
Total Portfolio	\$26,024.3		0.2%	3.6%	13.6%	16.6%	12.7%	11.0%	10.2%	7.9%
Policy Index			-0.2%	1.9%	10.5%	14.0%	11.9%	10.4%	9.4%	7.6%
<i>Excess Return</i>			<i>0.4%</i>	<i>1.7%</i>	<i>3.1%</i>	<i>2.6%</i>	<i>0.8%</i>	<i>0.6%</i>	<i>0.8%</i>	<i>0.3%</i>



* Returns for time periods less than one year are not annualized.
 ** Actuarial assumption was 8% from 1986 through 2016; 7.75% currently.