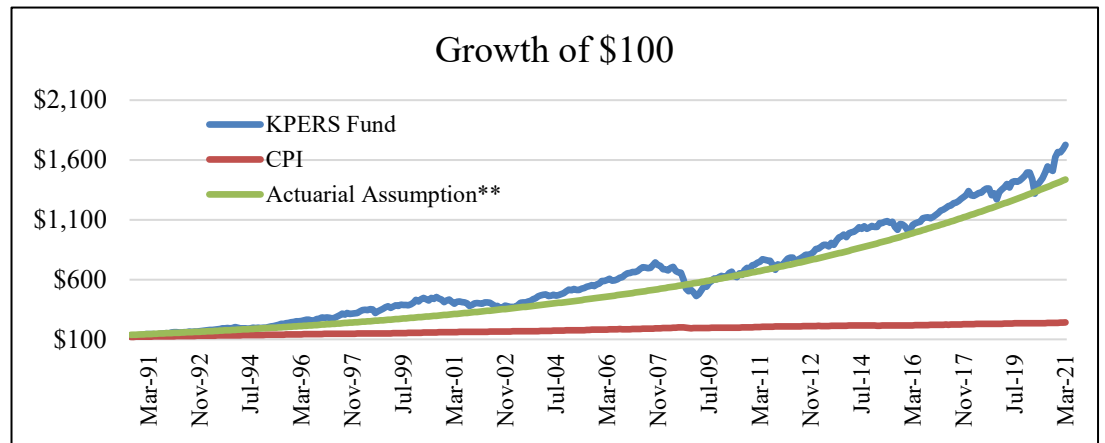
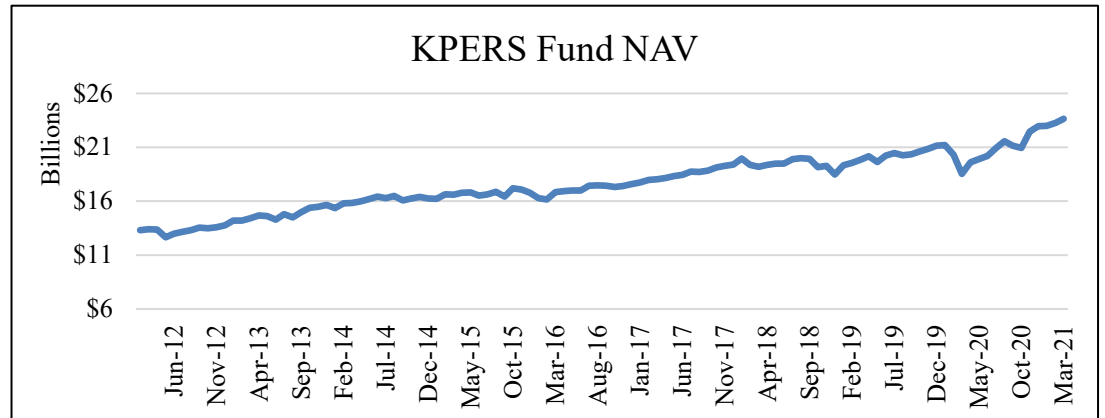





KANSAS PUBLIC EMPLOYEES RETIREMENT SYSTEM INVESTMENT PERFORMANCE REPORT March 31, 2021

	March 31, 2021 Net Asset Value (Millions)	Latest Quarter	Fiscal YTD	Calendar YTD	Latest 1 Year	Latest 3 Years	Latest 5 Years	Latest 10 Years	Latest 25 Years
Time Weighted Total Return*									
Total Portfolio	\$23,644.1	3.6%	19.4%	3.6%	30.9%	9.9%	10.3%	8.7%	8.0%
Policy Index		2.9%	18.6%	2.9%	32.7%	9.4%	9.9%	8.4%	7.7%
<i>Excess Return</i>		<i>0.7%</i>	<i>0.8%</i>	<i>0.7%</i>	<i>-1.8%</i>	<i>0.5%</i>	<i>0.4%</i>	<i>0.3%</i>	<i>0.3%</i>



* Returns for time periods less than one year are not annualized.
 ** Actuarial assumption was 8% from 1986 through 2016; 7.75% currently.