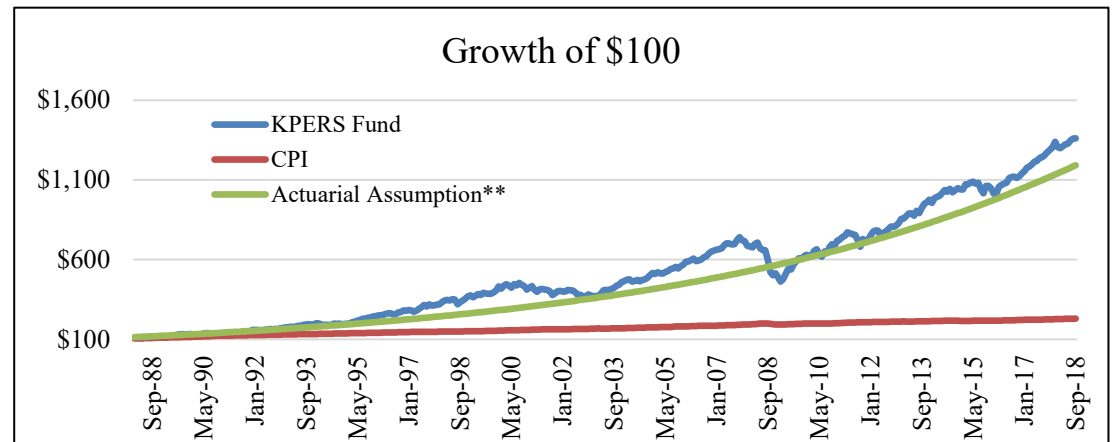
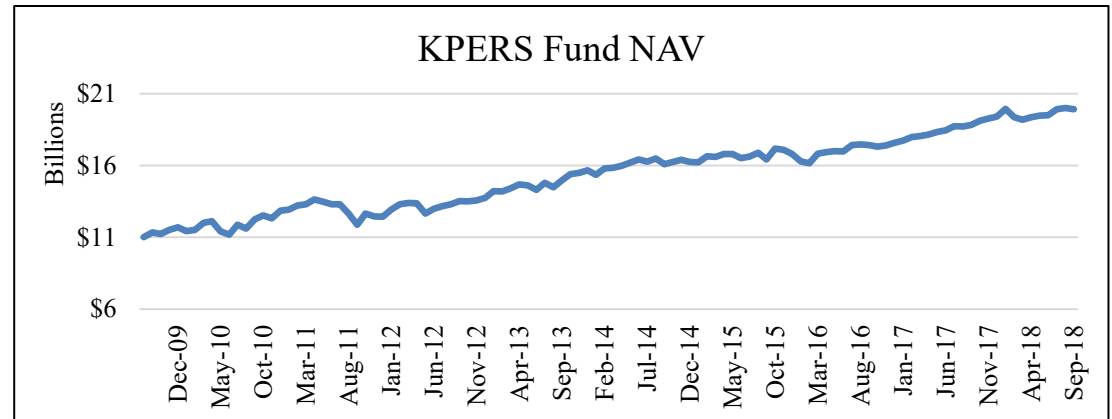
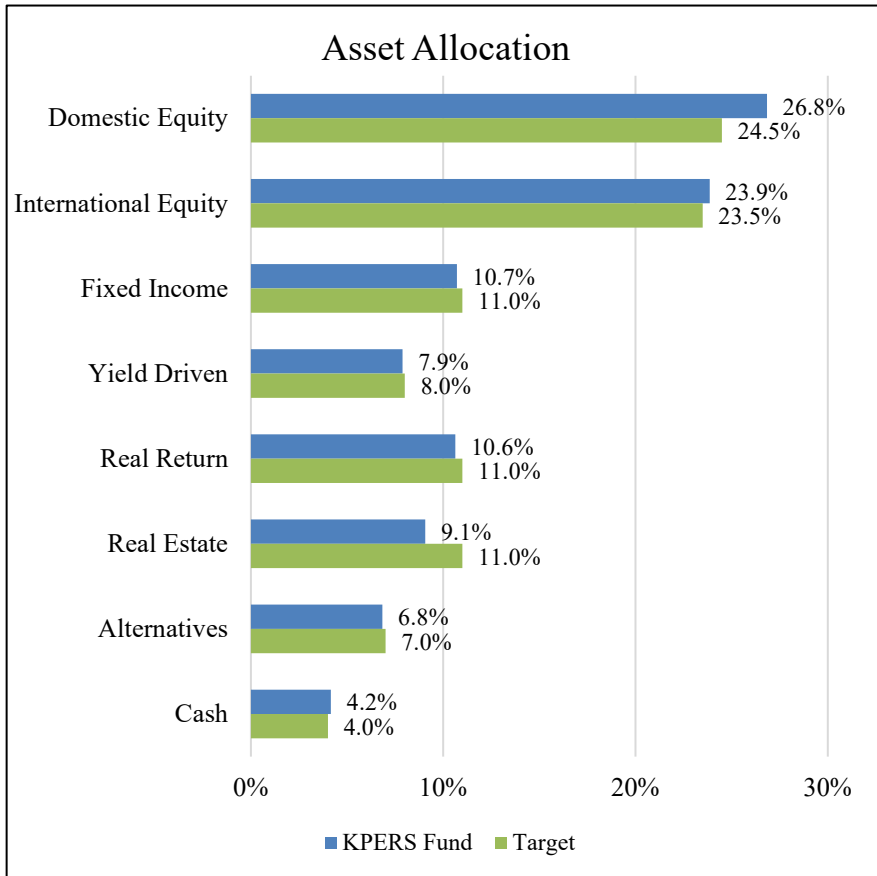




KANSAS PUBLIC EMPLOYEES RETIREMENT SYSTEM INVESTMENT PERFORMANCE REPORT

September 30, 2018

September 30, 2018									
Time Weighted Total Return*	Net Asset Value (Millions)	Latest Quarter	Fiscal YTD	Calendar YTD	Latest 1 Year	Latest 3 Years	Latest 5 Years	Latest 10 Years	Latest 25 Years
Total Portfolio	\$19,928.0	2.6%	2.6%	4.3%	8.2%	10.3%	8.0%	8.5%	8.1%
Policy Index		2.9%	2.9%	3.5%	7.4%	10.1%	7.6%	8.0%	7.7%
<i>Excess Return</i>		-0.3%	-0.3%	0.8%	0.8%	0.2%	0.4%	0.5%	0.4%



* Returns for time periods less than one year are not annualized.
 ** Actuarial assumption was 8% from 1986 through 2016; 7.75% currently.