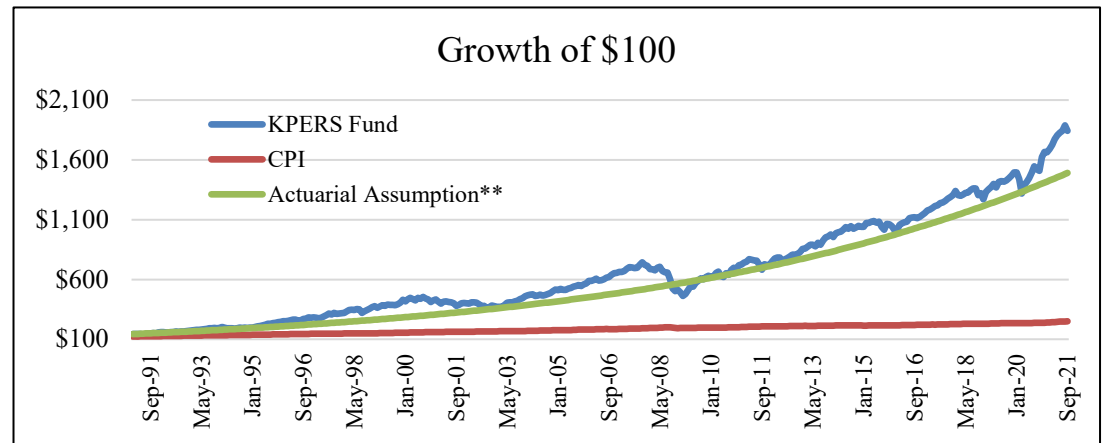
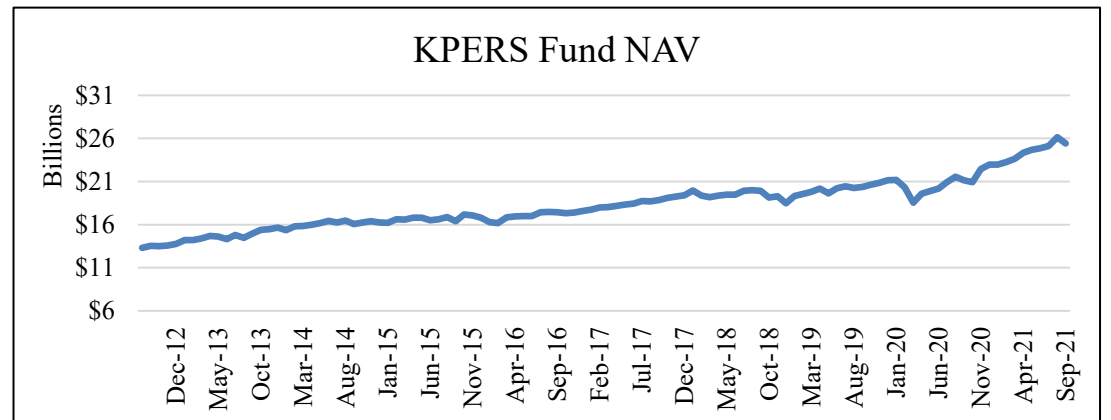





KANSAS PUBLIC EMPLOYEES RETIREMENT SYSTEM INVESTMENT PERFORMANCE REPORT September 30, 2021

September 30, 2021									
	Net Asset Value (Millions)	Latest Quarter	Fiscal YTD	Calendar YTD	Latest 1 Year	Latest 3 Years	Latest 5 Years	Latest 10 Years	Latest 25 Years
Time Weighted Total Return*									
Total Portfolio	\$25,419.4	0.9%	0.9%	10.6%	21.1%	10.6%	10.5%	10.5%	8.0%
Policy Index		0.3%	0.3%	8.8%	19.2%	10.0%	9.8%	9.9%	7.7%
<i>Excess Return</i>		<i>0.6%</i>	<i>0.6%</i>	<i>1.8%</i>	<i>1.9%</i>	<i>0.6%</i>	<i>0.7%</i>	<i>0.6%</i>	<i>0.3%</i>



* Returns for time periods less than one year are not annualized.
 ** Actuarial assumption was 8% from 1986 through 2016; 7.75% currently.